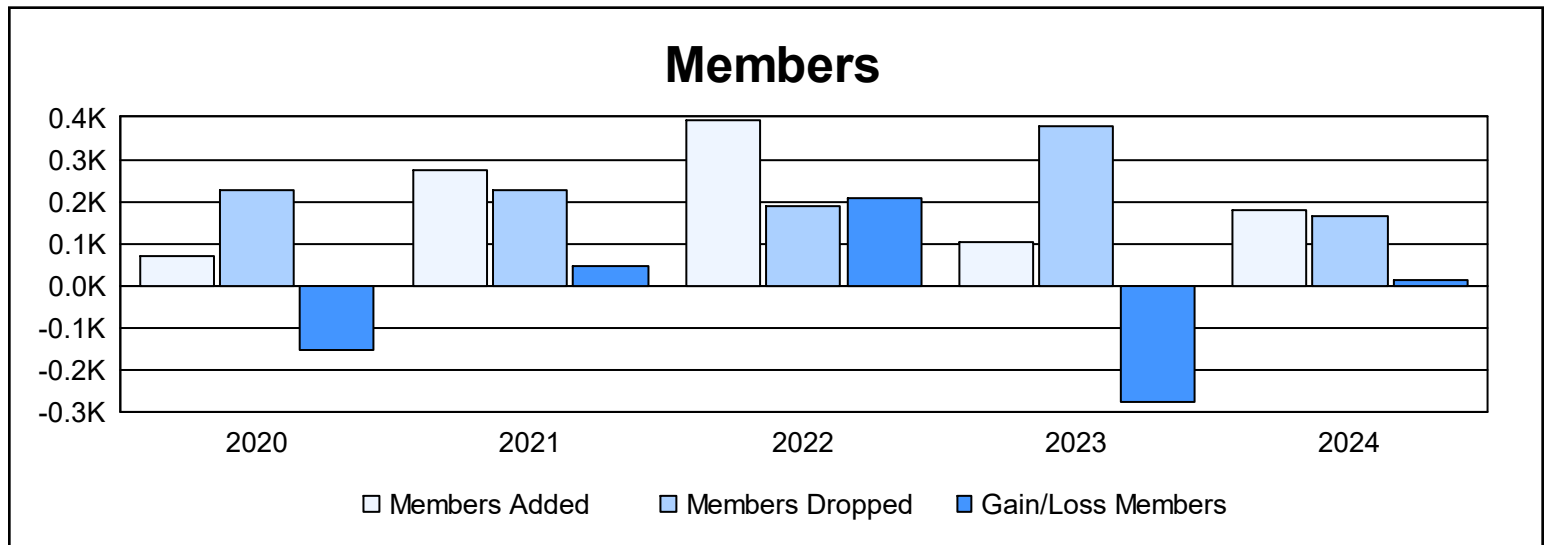
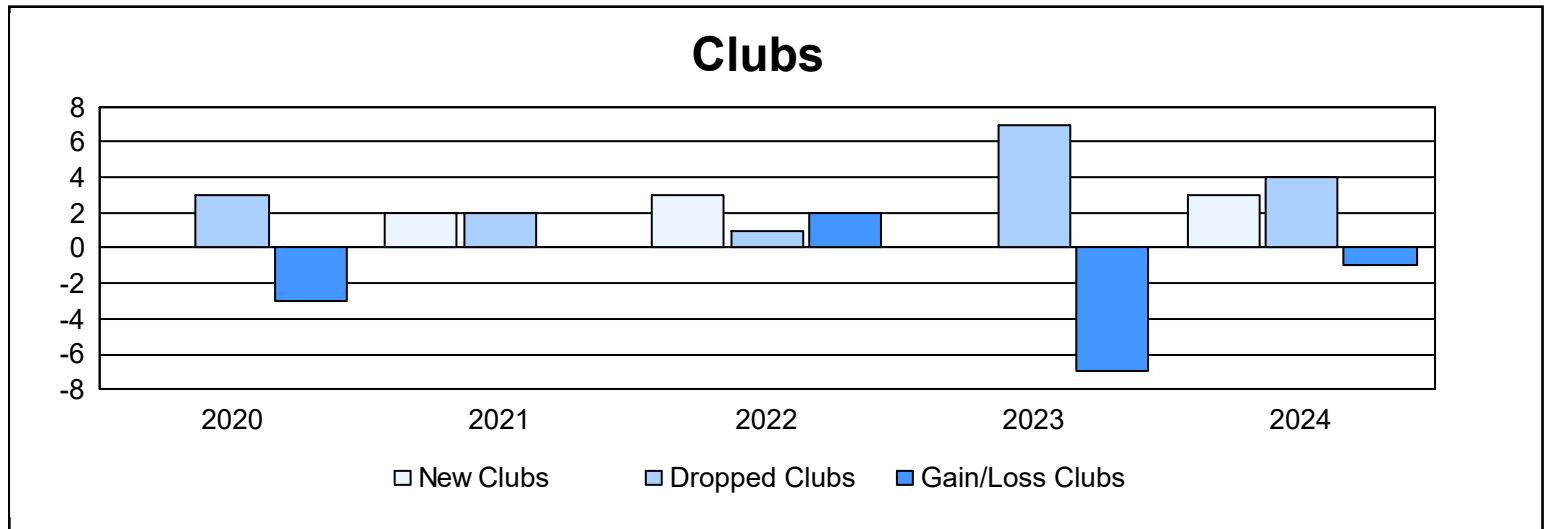
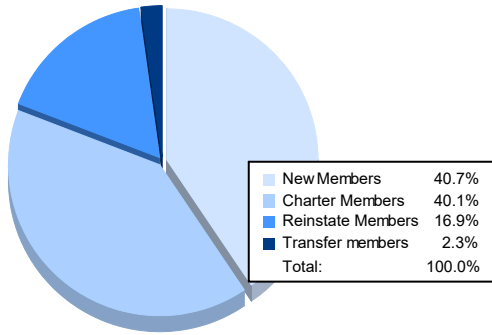


Year	New Clubs	Dropped Clubs	Gain/ Loss Clubs	New Members	Charter Members	Reinstate Members	Transfer Members	Total Member Added	Total Members Dropped	Gain/ Loss Members
2019-2020	0	3	-3	52	0	15	5	72	227	-155
2020-2021	2	2	0	183	51	38	3	275	228	47
2021-2022	3	1	2	173	178	39	5	395	187	208
2022-2023	0	7	-7	94	3	3	3	103	379	-276
2023-2024	3	4	-1	72	71	30	4	177	166	11
<b>Average</b>	<b>2</b>	<b>3</b>	<b>-2</b>	<b>115</b>	<b>61</b>	<b>25</b>	<b>4</b>	<b>204</b>	<b>237</b>	<b>-33</b>



### Membership Composition June 2024 Cumulative



### Gender Composition June 2024 Cumulative

